



MUSEUM LOAN PROGRAM AT THE MORRIS MUSEUM



VISUAL & PERFORMING ARTS EXHIBITS

Music

Art Picture Sets

Learning to Look

Morris Museum Loan Program

About the Program

The Museum Loan Department has more than 1,400 portable boxed exhibits containing handling objects and interpretive materials that relate to subjects in the arts, sciences, history, and humanities. The boxed exhibits contain artifacts, models, charts, reproductions of artwork, science experiments, classroom activities, and mounted specimens of mammals, birds, and insects to enhance learning experiences. The collection also contains a number of CDs, DVDs, and a large slide collection, with slide projectors.

Hours and Location

Tuesday, Wednesday and Thursday from 9:30 a.m. to 5 p.m. In July and August, the department is open to the public on Wednesdays only. The easy-access entrance ramp is located at the rear of the museum, underneath the parking deck. The Morris Museum is located at 6 Normandy Heights Road in Morristown, New Jersey.

Borrowing

Boxed exhibits can be borrowed for two weeks and must be reserved at least seven days and up to two months in advance. Showcase exhibits, to be placed in a locked showcase, are available for a one-month loan. Workshop exhibits, which require preparation, are six-week loans. Pickup and return of exhibits are the responsibility of the borrower. Transportation must be in a closed vehicle.

Boxed Exhibit Listing

An online catalogue lists offerings and provides exhibit descriptions with related NJ Core Curriculum Content Standards to aid teachers in choosing exhibits that fit curriculum needs.

Fees and Membership

Individual Schools/Districts: See Morris Museum website's *Museum Loan Program* page for fees.

Individual Family: \$50

Public Library or Private Organization: \$375





Adult/Senior Facilities: \$375

An annual membership (September through August) is available to schools, school districts, home school groups, libraries, senior facilities, and individuals. Other groups should call for additional information.

New Jersey Core Curriculum Content Standards

1. Visual and Performing Arts
2. Comprehensive Health and Physical Education
3. Language Arts Literacy
4. Mathematics
5. Science
6. Social Studies
7. World Languages
8. Technological Literacy
9. Career Education and Consumer, Family and Life Skills






Exhibit Codes

	Exhibit Box with a variety of items
	Pictures
	Chart
	Slides

**For more information or to become a Museum Loan member,
please call 973.971.3709
or email slboxreserves@morrismuseum.org.**

VISUAL & PERFORMING ARTS




























I. MUSIC EXHIBITS

-  **American Indian Musical Instruments** (Standards 1.1, 1.2, 1.5; 6.1-6.4, 6.6)
Drums, rattles, pipes, glossary; pictures
-  **Drums and Rattles** (Standards 1.1, 1.2, 1.5; 6.2, 6.3, 6.6)
Instruments from around the world
-  **Famous Music Composers** (Standards 1.1-1.5; 3.1-3.5; 6.2, 6.3, 6.6)
Two DVDs, busts of composers, biographies, glossary; activities; pictures
-  **How A Piano Works** (Standard 5.7)
Model, keys, interior view of piano
-  **Music Makers** (Standards 1.1, 1.2, 1.5; 6.2, 6.3, 6.6)
Instruments from around the world

II. ART PICTURE SETS (Standards 1.1, 1.4, 1.5; 6.1-6.4)

Matted with corner eyelets for hanging

-  **Age of Enlightenment Art (18th Century)**
-  **American Art: 19th Century Painting**
-  **American Folk Art**
-  **American Realist Art**
-  **Ancient Egyptian Art**
-  **Ancient Greek Art**
-  **Ancient Mesopotamian Art**
-  **Ancient Middle American Indian Art**
-  **Ancient Roman Art**
-  **Audubon Bird Prints**
-  **Chinese Art**
-  **Contemporary American Art Since the 1940's**
Pictures, booklets, glossary of major art movements in the 20th and 21st Centuries
-  **Dutch and Flemish Art (17th Century)**
-  **Early American Art**
Paintings, architecture, furniture
-  **East Asian Art**
-  **Elizabethan Age Art**

-  **Eskimo Art**
-  **Georgia O’Keeffe**
Pictures, biography, activities
-  **Images of Miss Liberty Pictures**
Photographs spanning 100 years of the Statue of Liberty; creation to restoration in 1986
-  **Impressionist and Post-Impressionist Art**
-  **International Modern Art**
-  **Japanese Art**
-  **Liberty Folk Art Posters**
-  **Madonna and Child (13th through 20th Century)**
-  **Middle Ages Art**
-  **Middle Ages: Bayeux Tapestry**
-  **Middle Ages: Metal Work**
-  **Mosaics**
Roman, Byzantine, Mexican
-  **North American Indian Art**
-  **Optical Illusions** (Standards 1.1; 3.5; 4.2; 5.1)
-  **Patterns Caught by the Camera** (Standards 1.1; 3.5; 4.2; 5.1)
Everyday objects seen differently
-  **Primitive People’s Art**
Africa, Melanesia, Australia, America
-  **Renaissance Art: Early Renaissance**
-  **Renaissance Art: Late Renaissance**
-  **Russian Art**
-  **Snowflakes Photographs** (also Standards 5.1, 5.5)
-  **120 Snowflakes Photographs by W. A. Bentley** (also Standards 5.1, 5.5)
-  **South American Indian Art**
-  **Spanish Romanesque Art**
-  **Summer Prints by Currier and Ives**
Reproductions
-  **Teaching Tolerance: One World** (also Standards 3.3-3.5)
Pictures, quotation, study guide
-  **Thomas Nast’s Christmas Drawings**
-  **Western Expansion Art**



Winter Prints by Currier and Ives

Reproductions



Woodland Flowers Pictures (also Standard 5.1, 5.5, 5.10)

Photographs by Jeannette Klute

III. LEARNING TO LOOK PROGRAM (Standards 1.1, 1.3-1.5)

If you are looking for new ways to expose your students to art, try this program developed by Linda Muschenheim. Both child and presenter have fun exploring fine art from an artist's point of view and considering why a painting was painted a certain way. There are lists of questions guiding each lesson; there are no wrong answers.

There are six versions of **Learning To Look** for Grades 1 through 6. Each program is six weeks in duration, one week for the presenter to become familiar with the material, and five weeks for the presentations. The program builds from week to week, and year to year. Each set contains ten large reproductions, two for each weekly session, a booklet containing background analysis for the presenter, lessons for the children, and a glossary.

Each set may be reserved at any time during the school year when the six-week block of time is available.